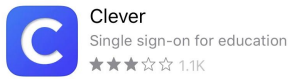
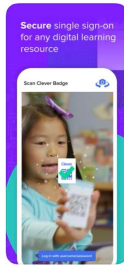


1. Go into App store and download both of these apps




GET



2. Once you have both apps downloaded click on your CLEVER app. This screen will pop up. Click on "sign in with username and password" and enter your iReady username and password.



3. Now that you're logged in find the iReady icon and click on it!



4. This should take you onto the iReady dashboard just like in class.



5. Click on your subject and get started with your lessons! :) Have fun!